My Prescription History

On the OWCP FECA Claimant Portal, the My Prescription History Quick Link displays up to seven years of the claimant's medication history.

Dispensed Prescriptions – Displays all dispensed medications on record for the claimant at Optum.

Prescription Authorization History – Displays all pharmacy prescription authorization requests (pending, dispensed/paid, or denied) on record at Optum for the claimant.

DISPENSED PRESCRIPTIONS

In the **Quick Links** section, click on the **My Prescription History** icon.

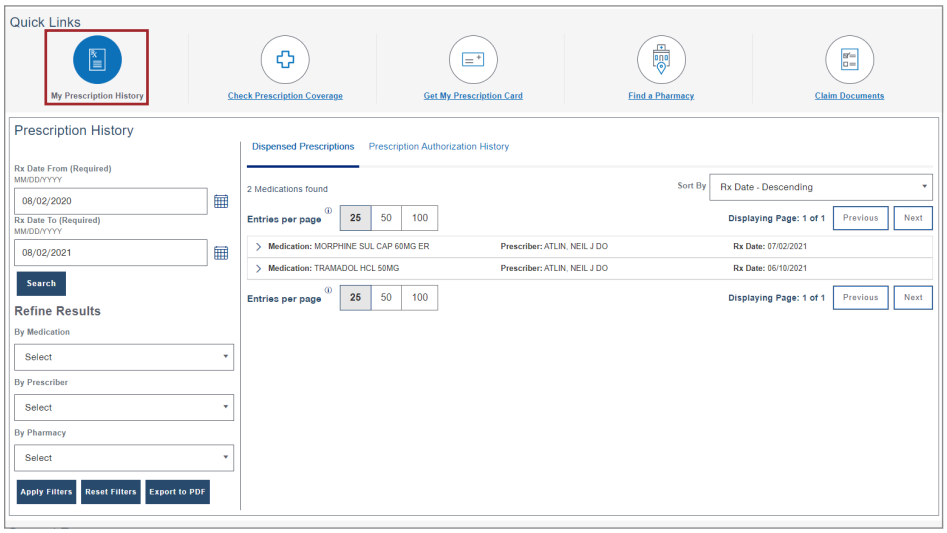

By default, a list of dispensed prescriptions will appear in the main window.

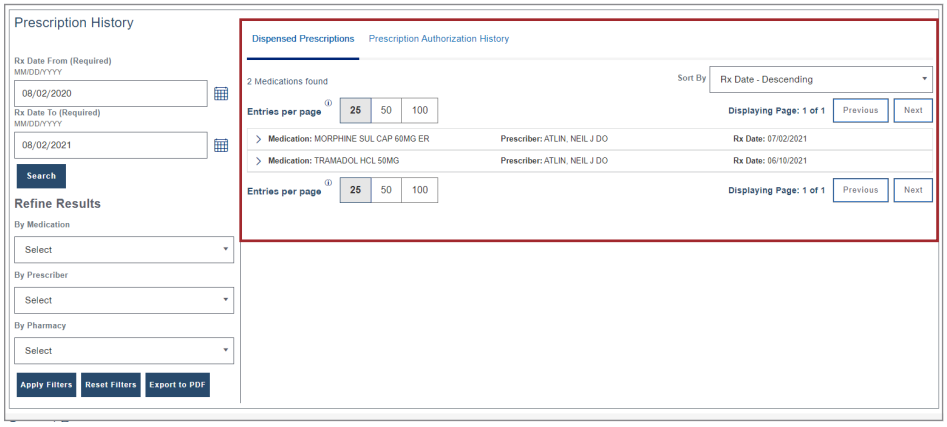

© 2021 Optum, Inc. All rights reserved. Proprietary and Confidential. Do not copy or distribute outside original intent.

To view more information about a specific prescription, click on the chevron to the left of the medication name.

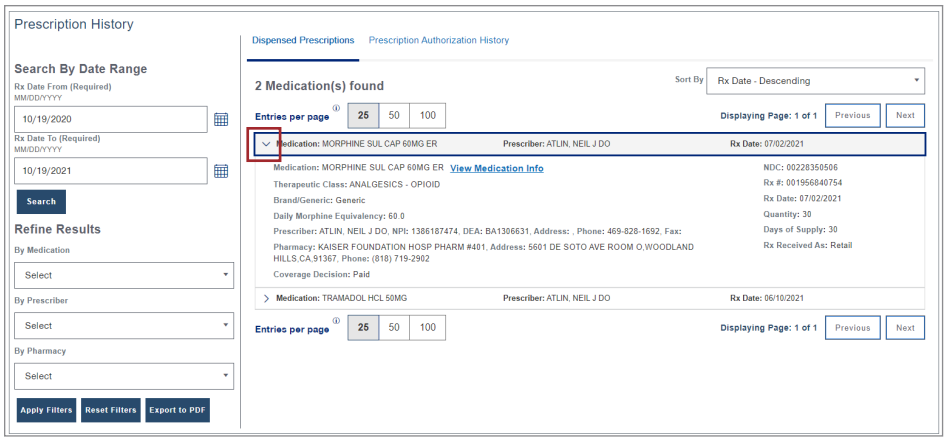

Educational information about the medication can be found by clicking on the **View Medication info** link.

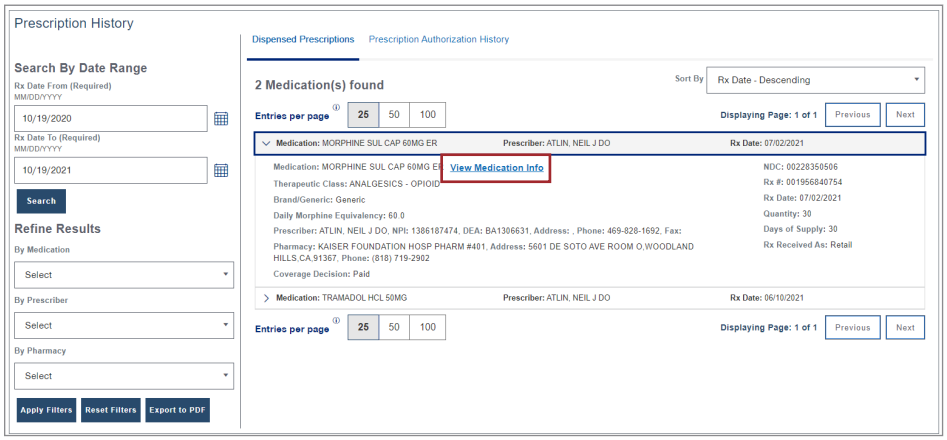

© 2021 Optum, Inc. All rights reserved. Proprietary and Confidential. Do not copy or distribute outside original intent.

A pop-up box will appear with the medication information. To close this box and return to the Prescription History, click the **Close** button in the upper right-hand corner.

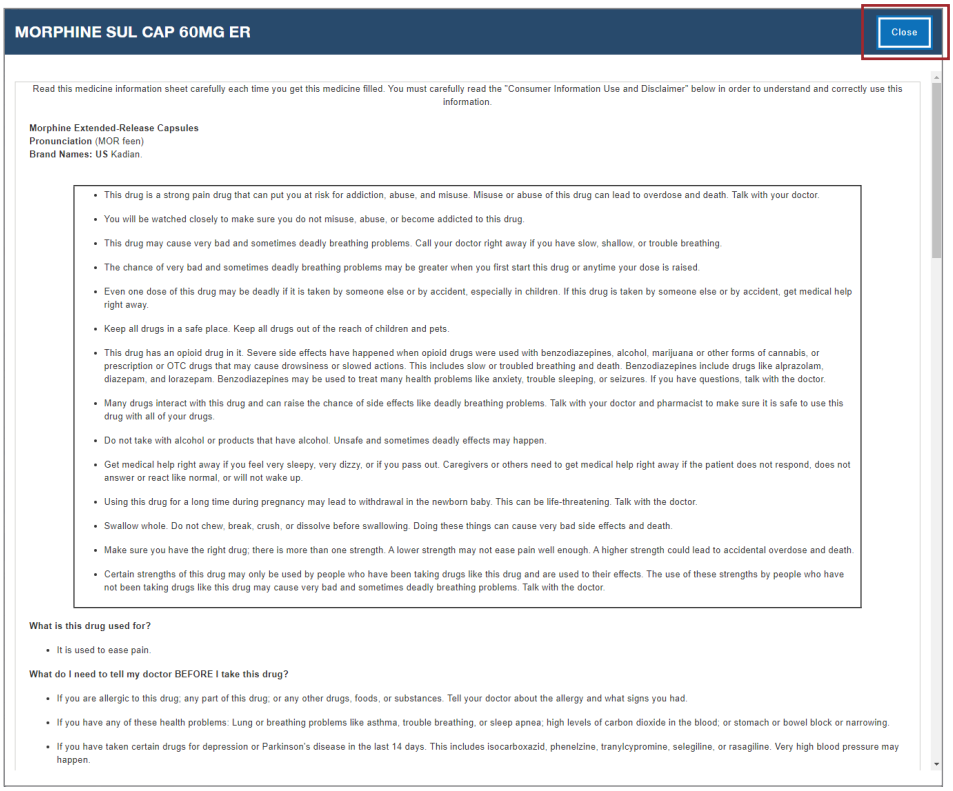

To search for specific prescriptions in your history, use the calendar and drop down menus on the left-hand side.

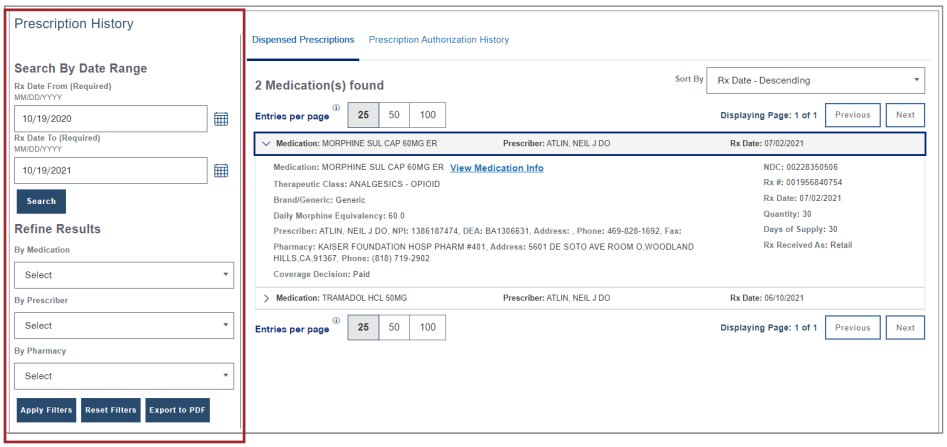

© 2021 Optum, Inc. All rights reserved. Proprietary and Confidential. Do not copy or distribute outside original intent.

Use the calendar drop down menu to search a specific time frame, based on the Rx Date of the prescription.

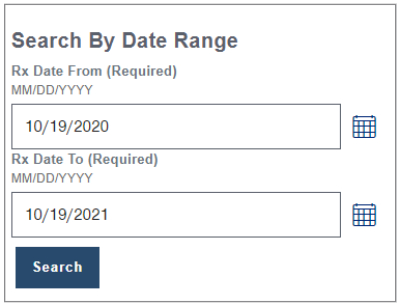

Under **Refine Results**, use the **By Medication, By Prescriber** and **By Pharmacy** drop downs to further refine your results.

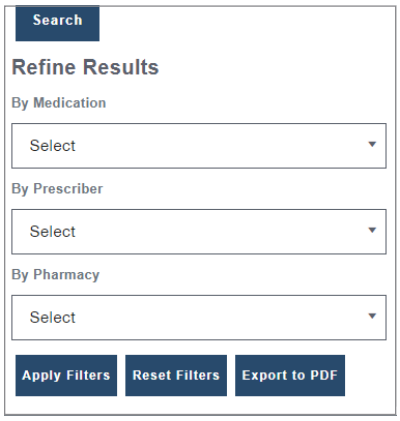

By Medication - Filter by the medication name.

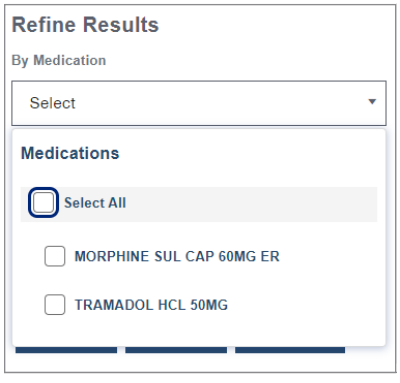

© 2021 Optum, Inc. All rights reserved. Proprietary and Confidential. Do not copy or distribute outside original intent.

By Prescriber - Filter by the prescribing doctor

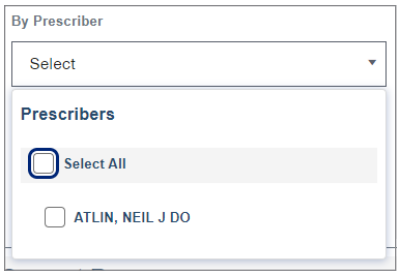

By Pharmacy - Filter by the dispensing pharmacy

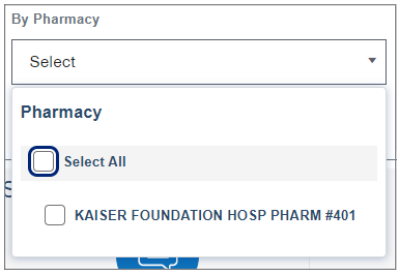

You can save the Prescription History results as a PDF for future use. To save a PDF, click the **Export to PDF** button at the bottom of the Refine Results section.

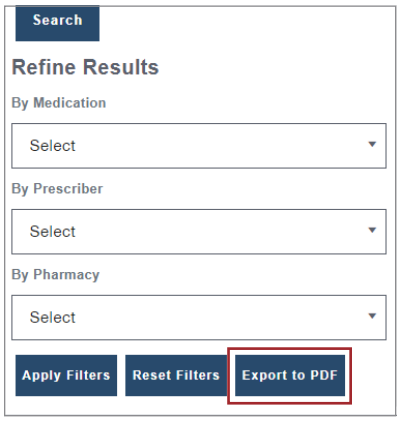

Acrobat Reader or other PDF viewer is required to view PDFs.

© 2021 Optum, Inc. All rights reserved. Proprietary and Confidential. Do not copy or distribute outside original intent.

PRESCRIPTION AUTHORIZATION HISTORY

In the **Prescription History** section, click on **Prescription Authorization History**.

A list will display with all pharmacy prescription authorization requests on record for the claimant at Optum.

Prescriptions are blocked at the pharmacy because they need authorization due to not meeting certain Optum OWCP FECA program guidelines or dispensing rules.

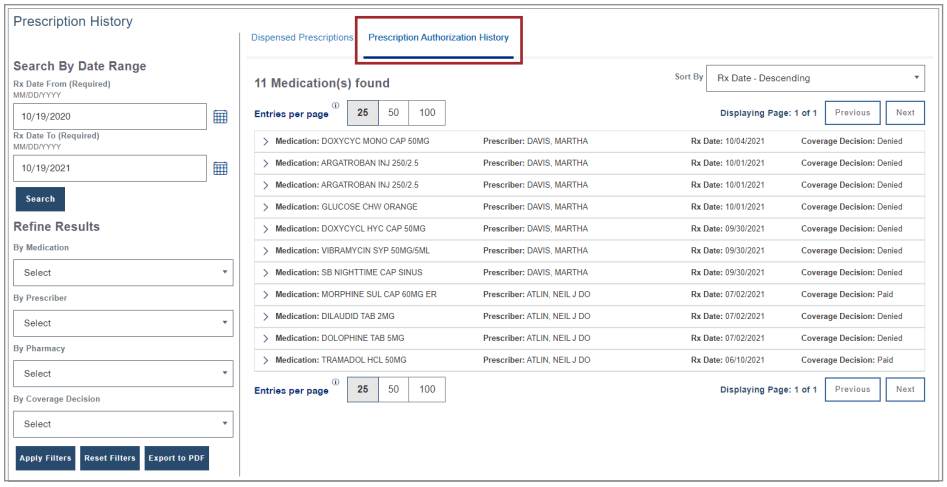

On the far right hand side, the Decision column indicates whether the prescription was **Paid, Denied**, or is **Pending a decision**.

If **Paid**, the medication was approved and dispensed.

If **Denied**, the prescription, as presented at the pharmacy, was not covered for that claim under the Optum FECA pharmacy benefit program. The detail displays the specific block and denial decision reasons.

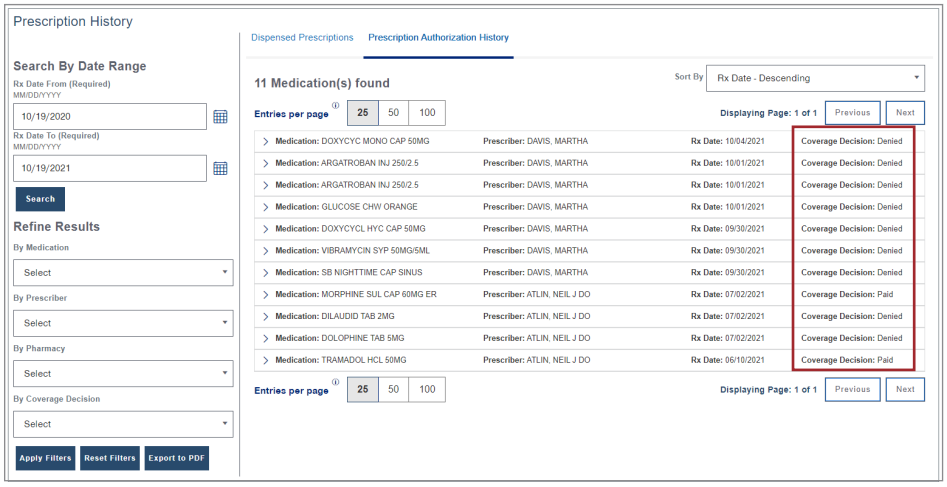

© 2021 Optum, Inc. All rights reserved. Proprietary and Confidential. Do not copy or distribute outside original intent.

To view the detailed information about a specific prescription, click on the chevron to the left of the medication name.

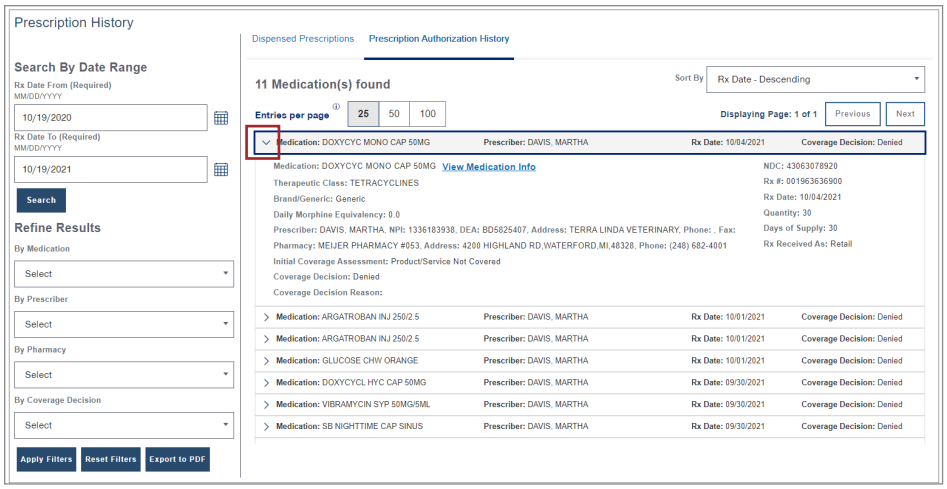

Click in the **View Medication Info** link to view educational information about the medication.

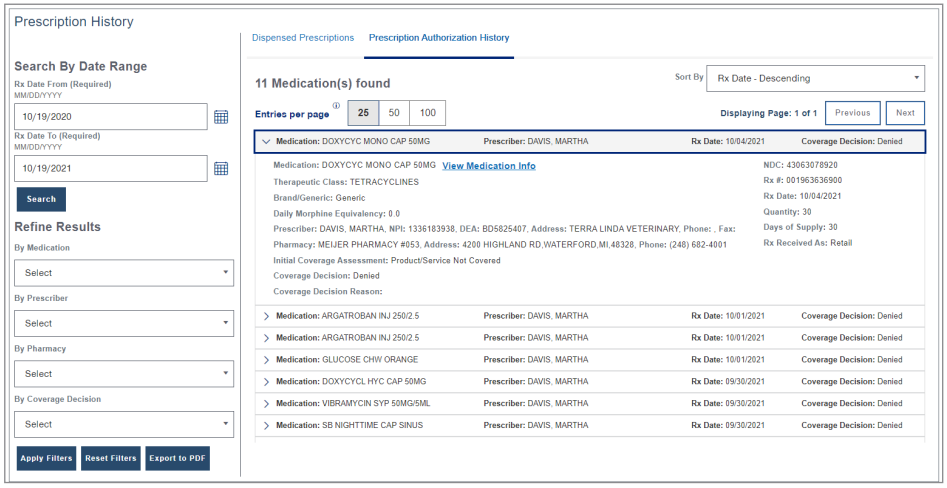

© 2021 Optum, Inc. All rights reserved. Proprietary and Confidential. Do not copy or distribute outside original intent.

A pop-up box will appear with the additional information. To close this box and return to the Medication History,click the **Close** button in the upper right-hand corner.

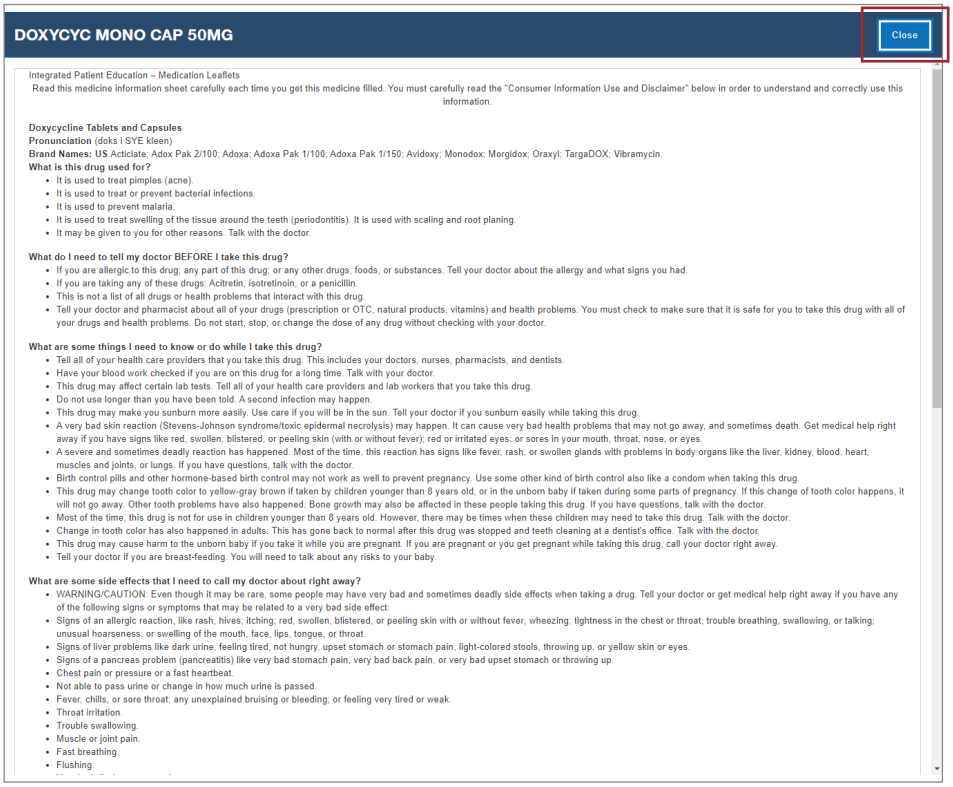

To search for specific prescription authorizations in your history, use the calendar and drop down menus on the left-hand side.

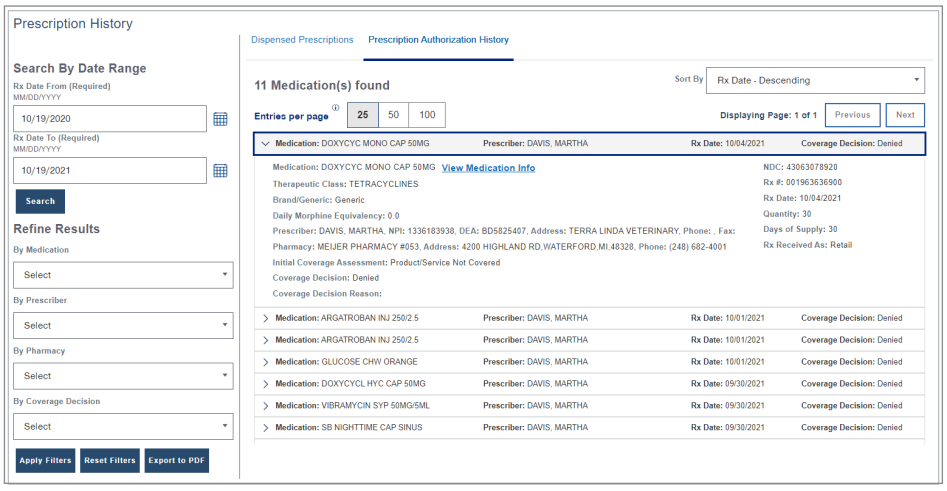

© 2021 Optum, Inc. All rights reserved. Proprietary and Confidential. Do not copy or distribute outside original intent.

Use the calendar drop-down menu to search a specific time frame based on the Rx Date of the prescription.



Under **Refine Results**, use the **By Medication, By Prescriber, By Pharmacy** and **By Coverage Decision** drop downs to further refine your results.

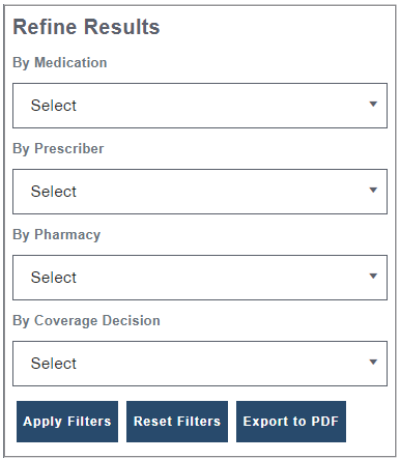

By Medication - Filter by the Medication Name

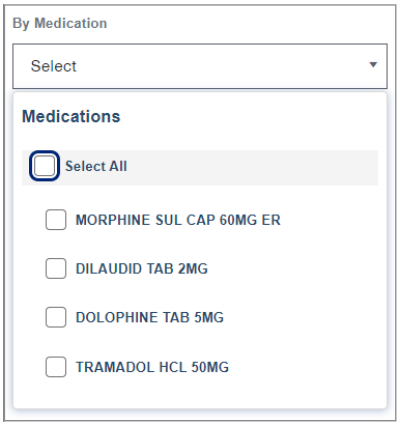

© 2021 Optum, Inc. All rights reserved. Proprietary and Confidential. Do not copy or distribute outside original intent.

By Prescriber - Filter by the treating doctor

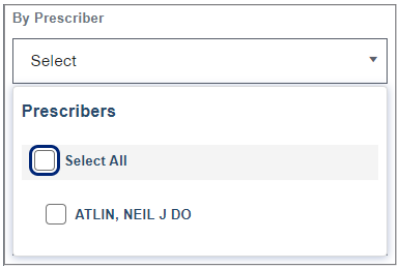

By Pharmacy - Filter by the dispensing pharmacy

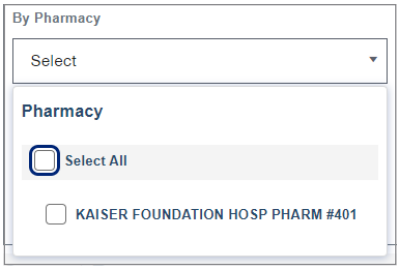

By Coverage Decision - Filter by the authorization decision

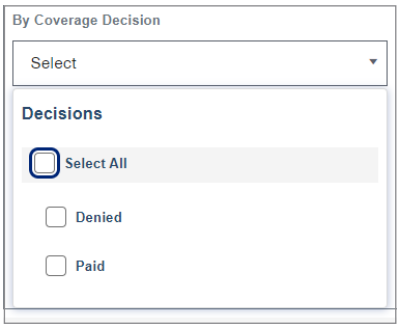

© 2021 Optum, Inc. All rights reserved. Proprietary and Confidential. Do not copy or distribute outside original intent.

You can save the Prescription Authorization results as a PDF for future use. To save a PDF, click the **Export to PDF** button at the bottom of the Refine Results section.

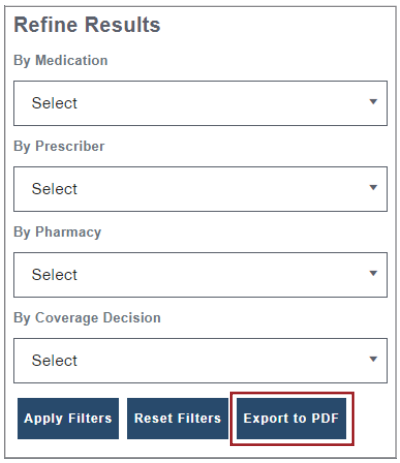

Acrobat Reader or other PDF viewer is required to view PDFs.

PHARMACY PROGRAM CUSTOMER SERVICE

Available: 24 hours a day, 7 days a week
Telephone: 1-833-FECA-PBM (1-833-332-2726) Option 1

DURABLE MEDICAL EQUIPMENT & DIAGNOSTICS CUSTOMER SERVICE

Available: Monday – Friday, 8:00 AM – 8:00 PM ET
Telephone: 1-833-FECA-PBM (1-833-332-2726) Option 2

PORTAL SUPPORT

Available: Monday – Friday, 8:00 AM – 8:00 PM ET
Telephone: 1-833-FECA-PBM (1-833-332-2726)
Email: DOLVitalPointSupport@optum.com

© 2021 Optum, Inc. All rights reserved. Proprietary and Confidential. Do not copy or distribute outside original intent.