Claim-level reporting

VitalPoint®

Department of Labor

This document contains privileged and confidential information including health information which is protected by state and federal privacy laws. It is intended only for the use of the entity or person(s) named above. If you are not the intended recipient, any review, dissemination, distribution, or duplication of this document is strictly prohibited. If you have received this document in error, please contact the sender immediately and destroy the document.

Table of Contents

1. Overview
    - Access claim level reports
    - Rx History by Rx Details
    - Claim Activity Journal
    - Claim Decision History
2. Access medication specific reports
    - Medication Rx History
    - Medication Decision History
    - Therapeutic Class Rx History
    - AWP History
3. Report location summary

Confidential property of Optum.
Do not distribute or reproduce without express permission from Optum.

Overview

Confidential property of Optum.
Do not distribute or reproduce without express permission from Optum.

Reporting overview

Medication and therapeutic class reports		
1	Medication Rx History	Available on a medication specific transaction. Displays a record for each prescription that matches the presented medication and processed through Optum for a given claim.
2	Medication Decision History	Available on a medication specific transaction. Displays a record for each medication decision rendered that matches the presented medication for a given claim. Decisions can occur through Rx Prior Authorization, Retrospective Alerts, Manage Medication Profile, and Prior Authorization Request Forms.
3	Therapeutic Class Rx History	Available on a medication specific transaction. Displays a record for each prescription that matches the presented medication's therapeutic class and processed through Optum for a given claim
4	AWP History	Available on a medication specific transaction. Displays the current AWP per unit price for the NDC with effective date, along with up to five historical prices.
Claim level reports		
1	Rx History by Rx Details	Displays a record for each prescription that was processed through Optum for a given claim.
2	Claim Activity Journal	Displays a record for each activity that occurs for a given claim . This includes any Rx transactions, claim notes, Manage Medication Profile, Manage Physician Profile, Prior Authorization Request Forms, etc.
3	Claim Decision History	Displays a record for each medication decision rendered for a given claim. Decisions can occur through Rx Prior Authorization, Manage Medication Profile, and Prior Authorization Request Forms.

OPTUM®

Confidential property of Optum.
Do not distribute or reproduce without express permission from Optum.

Access claim-level reports

Confidential property of Optum.
Do not distribute or reproduce without express permission from Optum.

Claim reports menu

1. Access Claim Level Reports by viewing a claim and clicking on the **Reports** option in the claim menu.
2. The **Reports** option will display a list of Claim Level Reports from which you can choose.

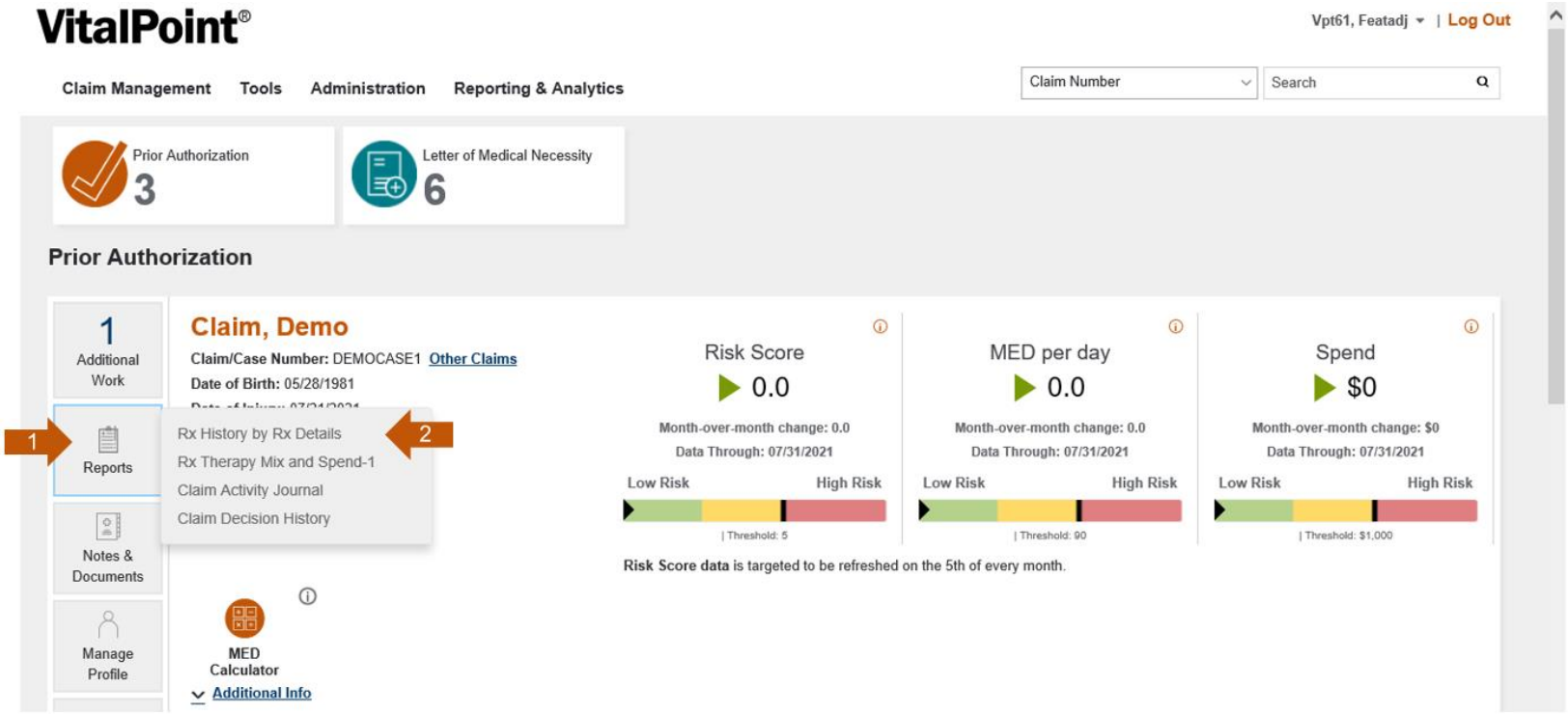

Confidential property of Optum.
Do not distribute or reproduce without express permission from Optum.

Rx History by Rx Details

Confidential property of Optum.
Do not distribute or reproduce without express permission from Optum.

Claim reports menu

The **Rx History by Rx Details** report displays a record for each prescription processed through Optum for this claim (both In-Network point of sale and Paper Bills).

1. The report defaults to display the last 365 days of prescriptions for this claim. Select a **date range** to modify the list of prescriptions you would like to view and click **Submit.**
2. Use the filter icons to sort and filter each column as needed.
3. Use the **Export to PDF** button to export the report to a PDF file.

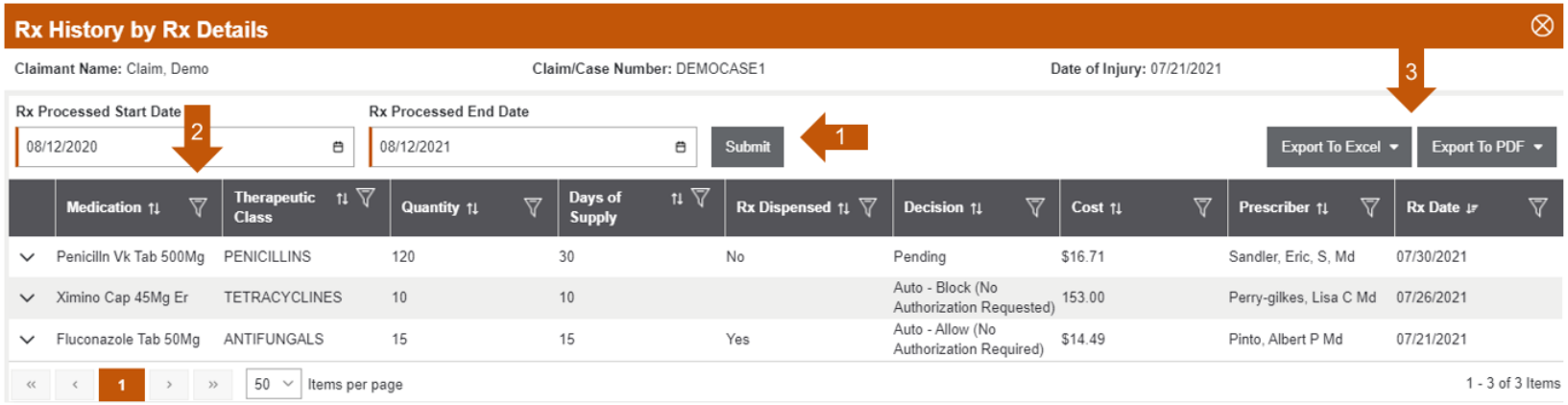

Filter – Click to refine searches during your workflow

Sort arrows – Click to sort by ascending or descending order

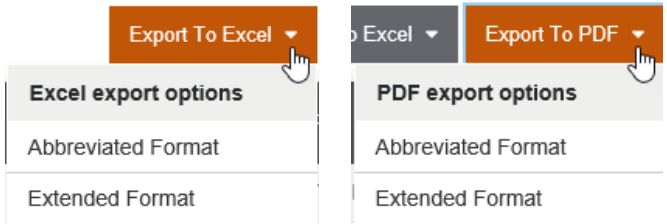

Confidential property of Optum.
Do not distribute or reproduce without express permission from Optum.

Rx History by Rx Details – Expanded

Click on the **Chevron** to expand a report record and view additional information on the medication, pharmacy, and doctor. **Transaction information** includes details such as the Transaction Control Number, paid amount, which formulary was utilized, and whether the transaction blocked and was authorized.

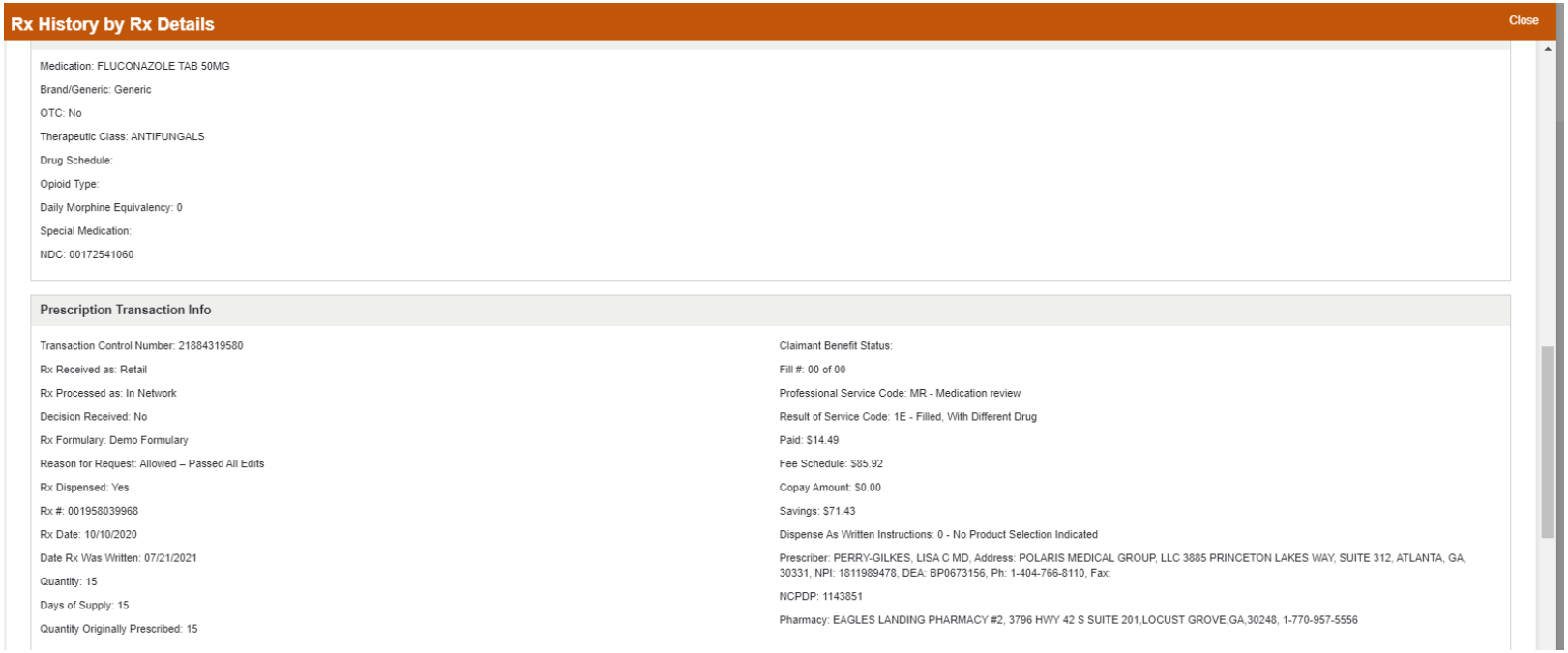

Chevron – Click to expand or collapse a section to view or hide additional details

Confidential property of Optum.
Do not distribute or reproduce without express permission from Optum.

Rx History by Rx Details – View all claims for SSN

The **Rx History by Rx Details** report can be viewed for all case numbers associated to the same Social Security Number.

1. The report initially loads for an individual case number. At the top of the report, click the **Claim/Case Number drop down** to see all case numbers associated to that Social Security Number**.**
2. Select the case numbers you wish to include in the report. When you select **Apply**, the report will re-run and pull all applicable activity.
3. The **case number** field appears in the last column of the report. All selected case numbers will be included in the export.

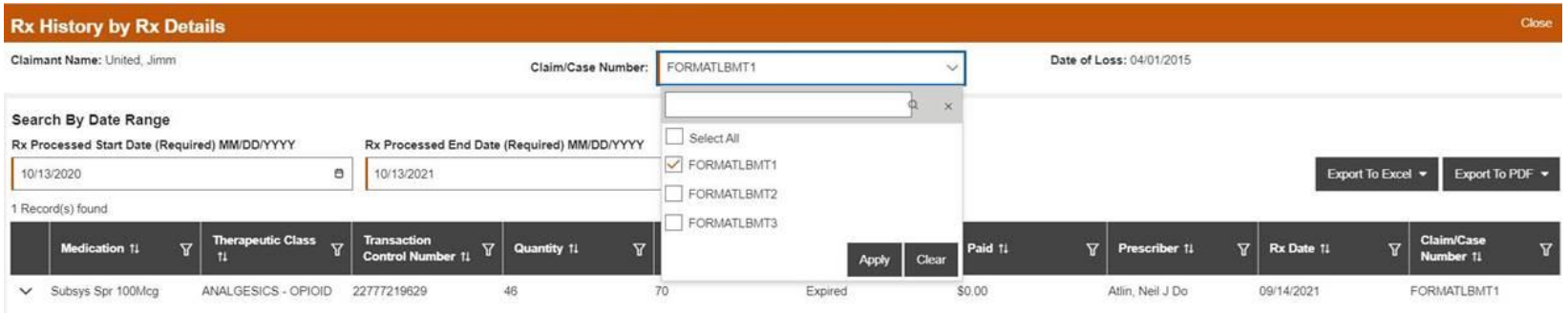

Confidential property of Optum.
Do not distribute or reproduce without express permission from Optum.

Claim Activity Journal

Confidential property of Optum.
Do not distribute or reproduce without express permission from Optum.

Claim Activity Journal

The Claim Activity Journal displays a record each time an activity occurs on a claim. This includes any VitalPoint transactions, claim notes, manage medications, manage physicians, and Prior Authorization Request Form outcomes.

1. The report defaults to display the last 365 days of prescriptions for this claim. In **Search by Date Range**, select a date range to modify the list of prescriptions you would like to view and click **Submit**.
2. Use the filter icons to sort and filter each column as needed.
3. Use the **Export to PDF** button to export the report to a PDF file.
4. The Activity Type column classifies the type of journal entry.

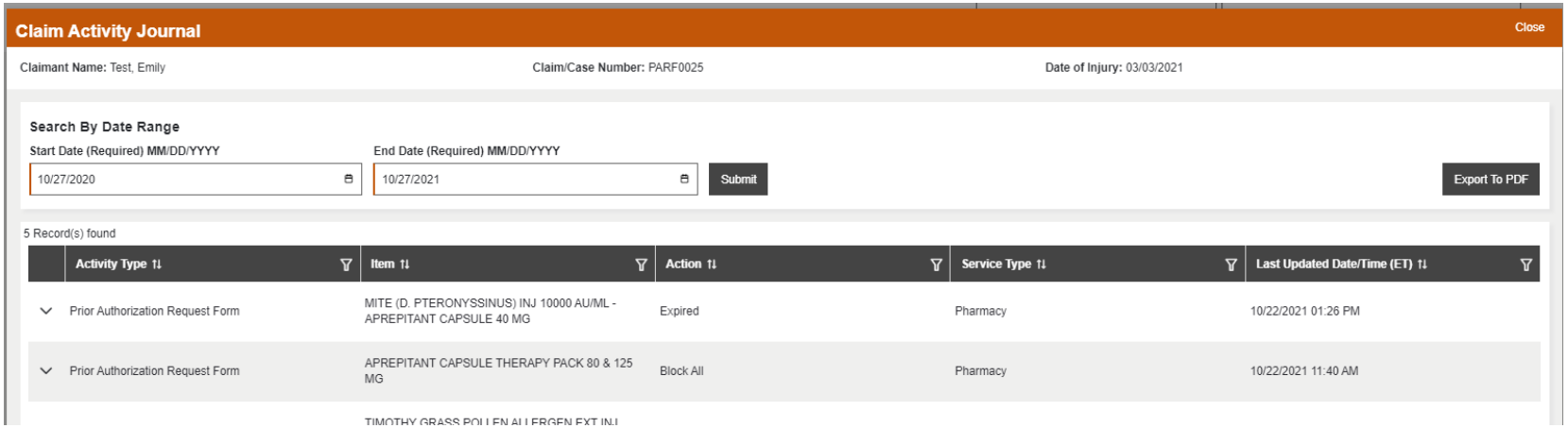

Confidential property of Optum.
Do not distribute or reproduce without express permission from Optum.

Claim Activity Journal - Expanded

Click on the **Chevron** to expand a report record and view additional details.

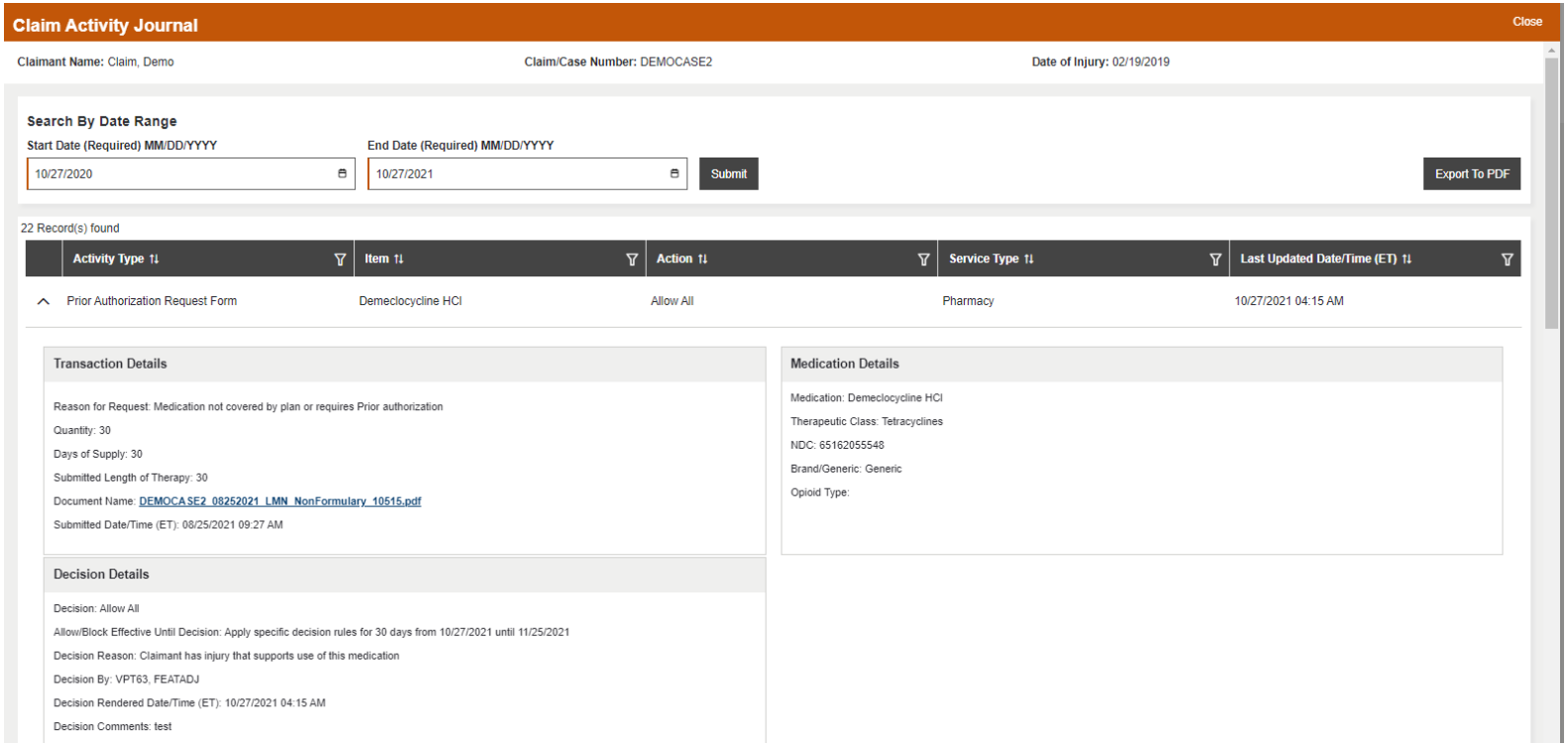

Chevron – Click to expand or collapse a section to view or hide additional details

Confidential property of Optum.
Do not distribute or reproduce without express permission from Optum.

Claim Decision History

Confidential property of Optum.
Do not distribute or reproduce without express permission from Optum.

Claim Decision History

The **Claim Decision History** report displays records for each medication decision for this claim. This includes decisions that occurred via Rx Prior Authorization, Prior Authorization Request Forms, and Manage Medication Profile.

1. The report defaults to display the last 365 days of prescriptions for this claim. Select a **date range** to modify the list of prescriptions you would like to view and click **Submit.**
2. Use the filter icons to sort and filter each column as needed.
3. Use the **Export to Excel** button to export the report to a MS Excel file.

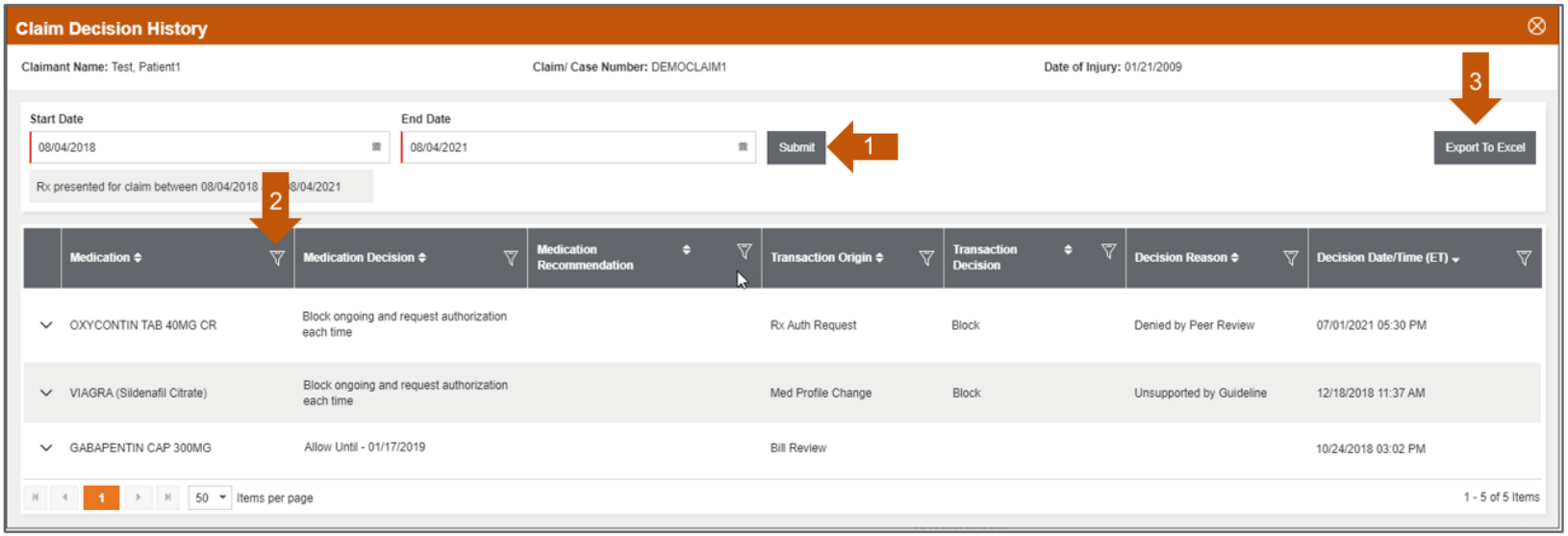

Confidential property of Optum.
Do not distribute or reproduce without express permission from Optum.

Claim Decision History – Expanded

Click on the **Chevron** to expand a report record and view additional details.

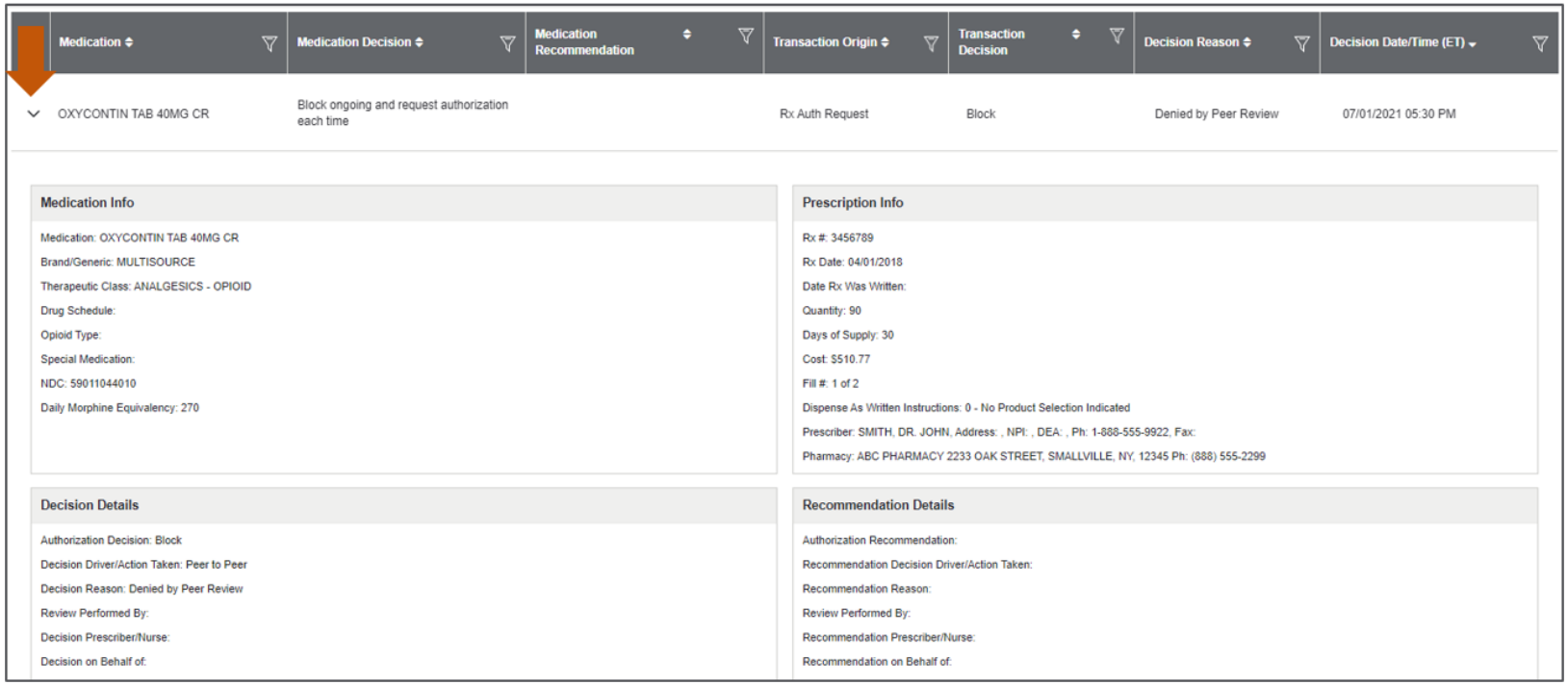

Chevron – Click to expand or collapse a section to view or hide additional details

Confidential property of Optum.
Do not distribute or reproduce without express permission from Optum.

Access medication-specific reports

Confidential property of Optum.
Do not distribute or reproduce without express permission from Optum.

Medication reports menu

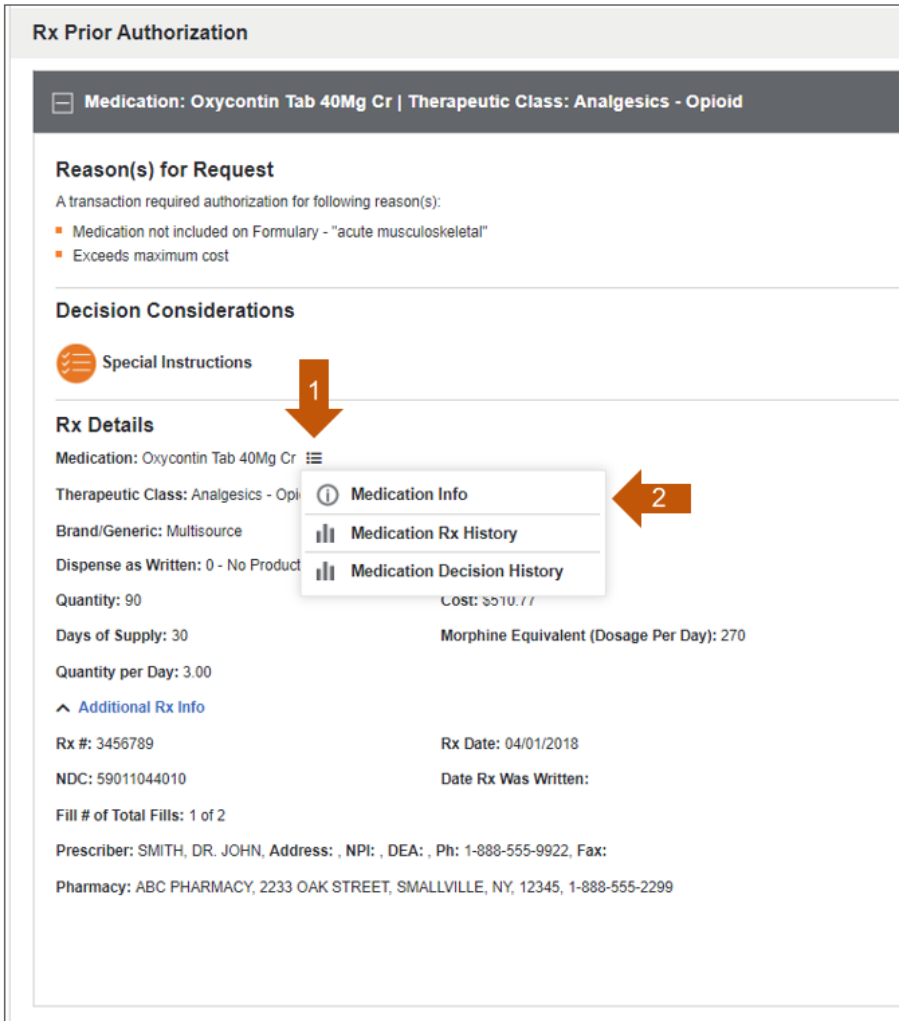

Access Medication Specific Information and Reports by viewing any pending transaction and clicking on the List icon.

1. The List icon will display a list of Medication Level Reports.
2. Select a report from the list.

List – Click to view additional options

Information vs. **Report**

Confidential property of Optum.
Do not distribute or reproduce without express permission from Optum.

Medication Rx History

Confidential property of Optum.
Do not distribute or reproduce without express permission from Optum.

Medication Rx History report

The Medication Rx History report displays a record for each prescription that matches the presented medication and processed through Optum for this claim. The report will only display the last 365 days of prescriptions for the respective claim and medication.

1. Use the filter icons to sort and filter each column as needed.
2. Use the **Export** buttons to export the report to MS Excel or PDF in abbreviated form or extended form. The abbreviated form provides a shortened list of fields most commonly used for analysis; the extended form provides all fields.

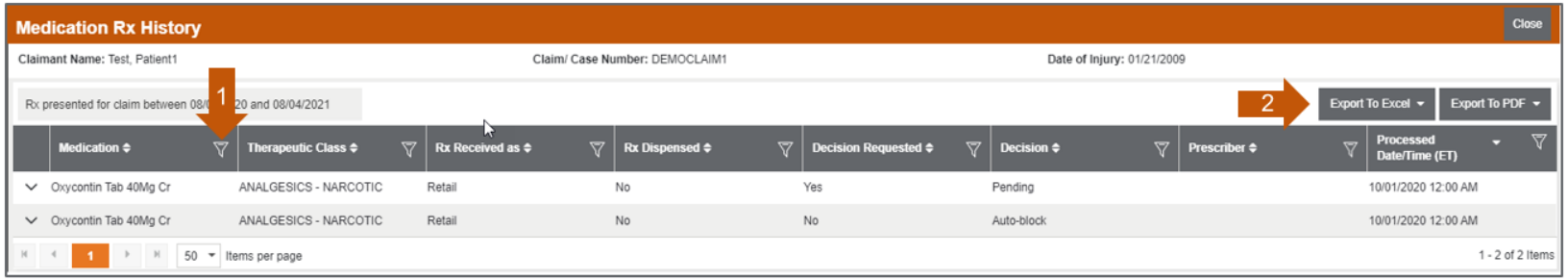



Filter – Click to refine searches during your workflow



Sort arrows – Click to sort by ascending or descending order

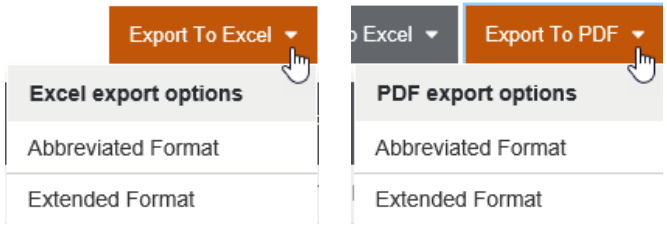

Confidential property of Optum.
Do not distribute or reproduce without express permission from Optum.

Medication Rx History - Expanded

Click on the **Chevron** to expand a report record and view additional details.

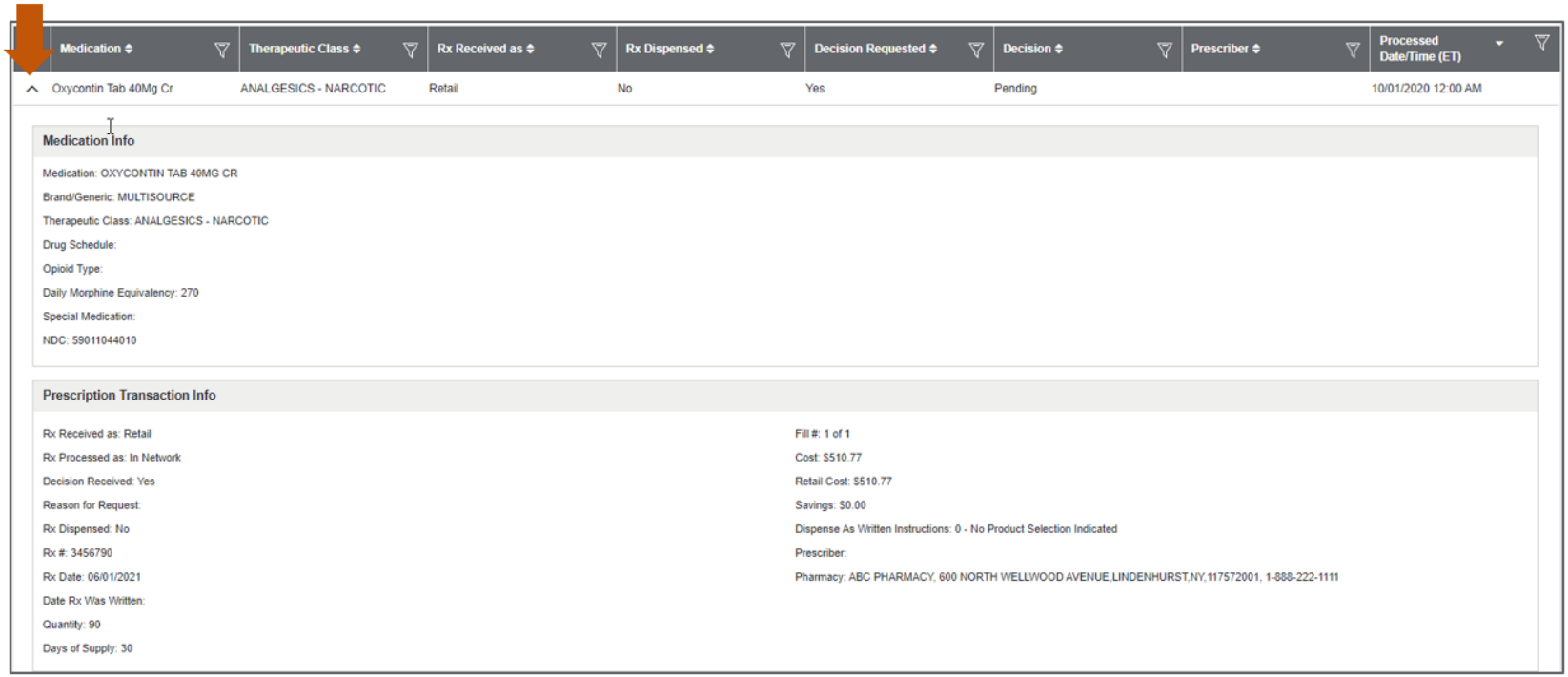

Chevron – Click to expand or collapse a section to view or hide additional details

Confidential property of Optum.
Do not distribute or reproduce without express permission from Optum.

Medication Decision History

Confidential property of Optum.
Do not distribute or reproduce without express permission from Optum.

Medication Decision History

The **Medication Decision History** report displays a record for each medication decision rendered that matches the presented medication.

1. The report defaults to display the last 365 days of prescriptions for this claim. Select a **date range** to modify the list of prescriptions you would like to view and click **Submit.**
2. Use the filter icons to sort and filter each column as needed.
3. Use the **Export to Excel** button to export the report to a MS Excel file..

NOTE: The **Medication Decision History** report identifies the Transaction Origin and includes decisions other than Rx prior authorization.

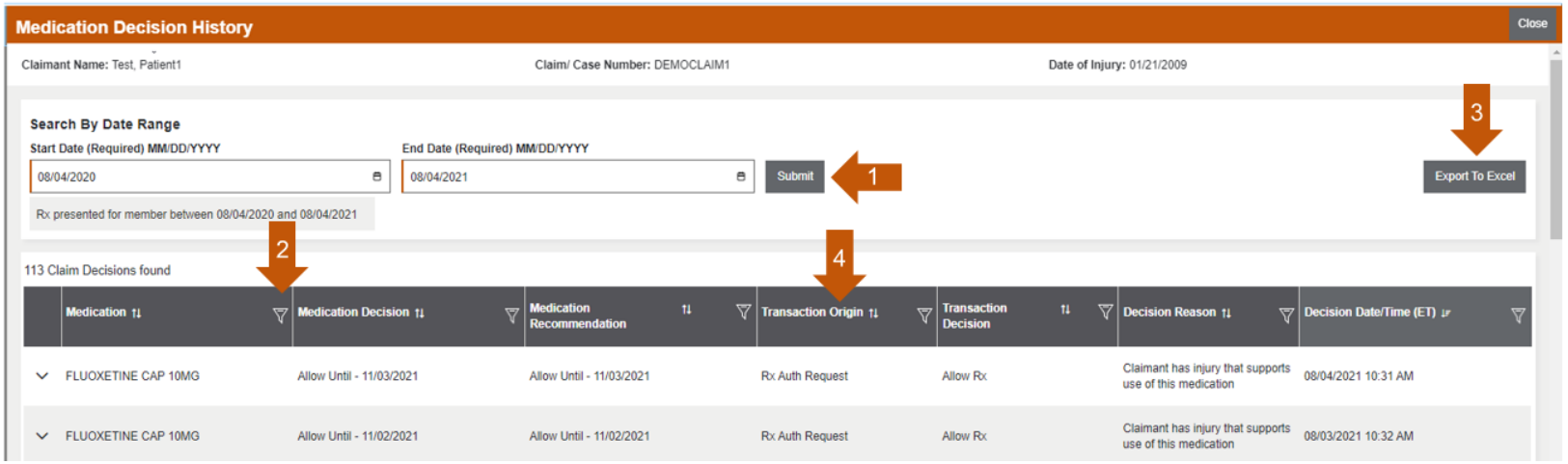

Filter – Click to refine searches during your workflow

Sort arrows – Click to sort by ascending or descending order

Confidential property of Optum.
Do not distribute or reproduce without express permission from Optum.

Medication Decision History - Expanded

Click on the **Chevron** to expand a report record and view additional details.

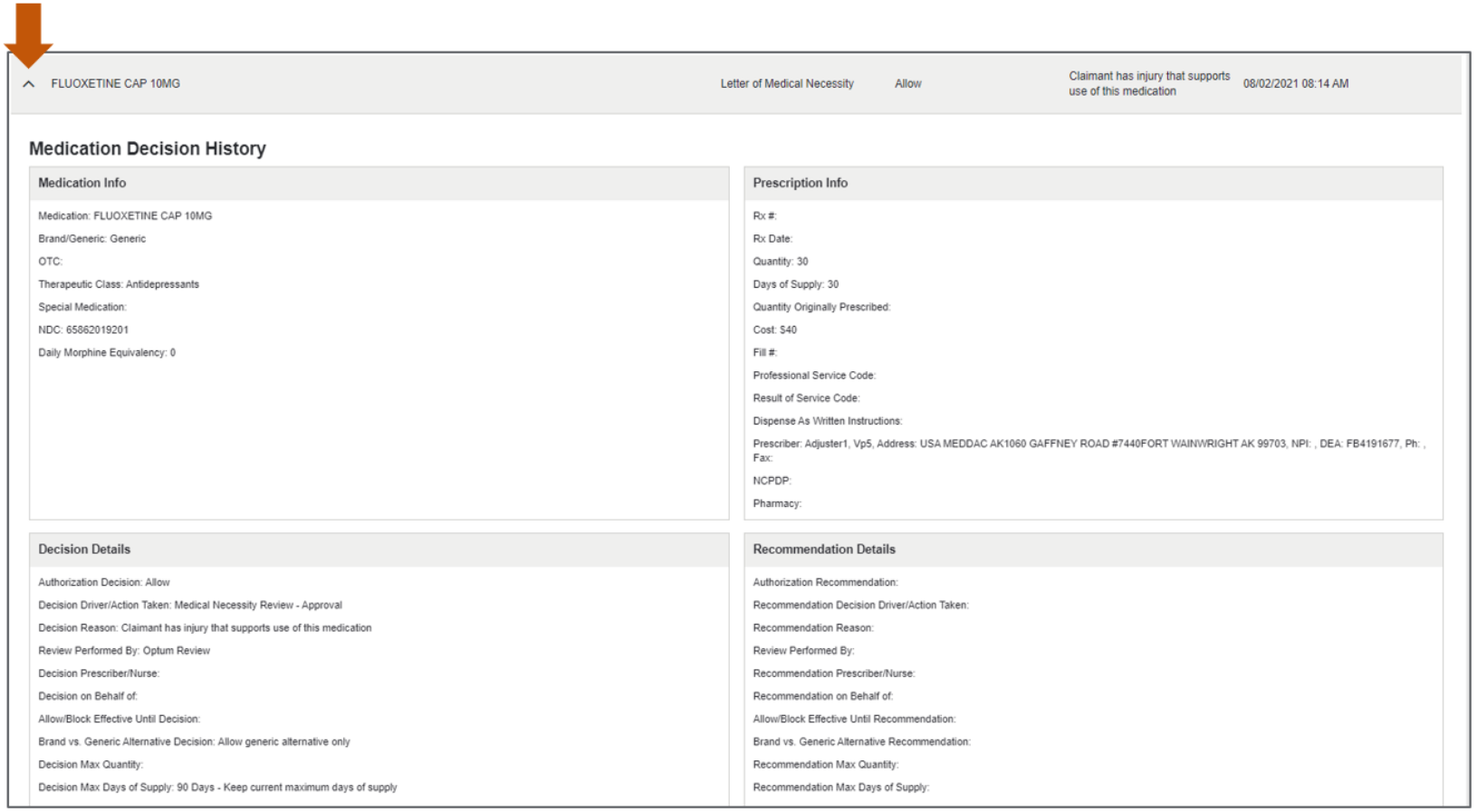

Chevron – Click to expand or collapse a section to view or hide additional details

Confidential property of Optum.
Do not distribute or reproduce without express permission from Optum.

AWP History

The **AWP History** report displays the AWP cost history for the presented medication. This allows DOL staff to see NDC cost changes that affect the price of the script.

1. The report shows the current effective AWP per unit cost with the effective date.
2. The report also displays up to five available AWP historical prices and their associated dates.

AWP History

	Effective Date	Price
Current AWP	01/01/2016	$205.66
First Oldest AWP	06/01/2015	$195.86
Second Oldest AWP	01/01/2015	$178.97
Third Oldest AWP	06/01/2014	$169.74
Fourth Oldest AWP	01/01/2014	$155.10
Fifth Oldest AWP	08/19/2013	$142.30

Confidential property of Optum.
Do not distribute or reproduce without express permission from Optum.

Access therapeutic class specific reports

Confidential property of Optum.
Do not distribute or reproduce without express permission from Optum.

Therapeutic Class reports menu

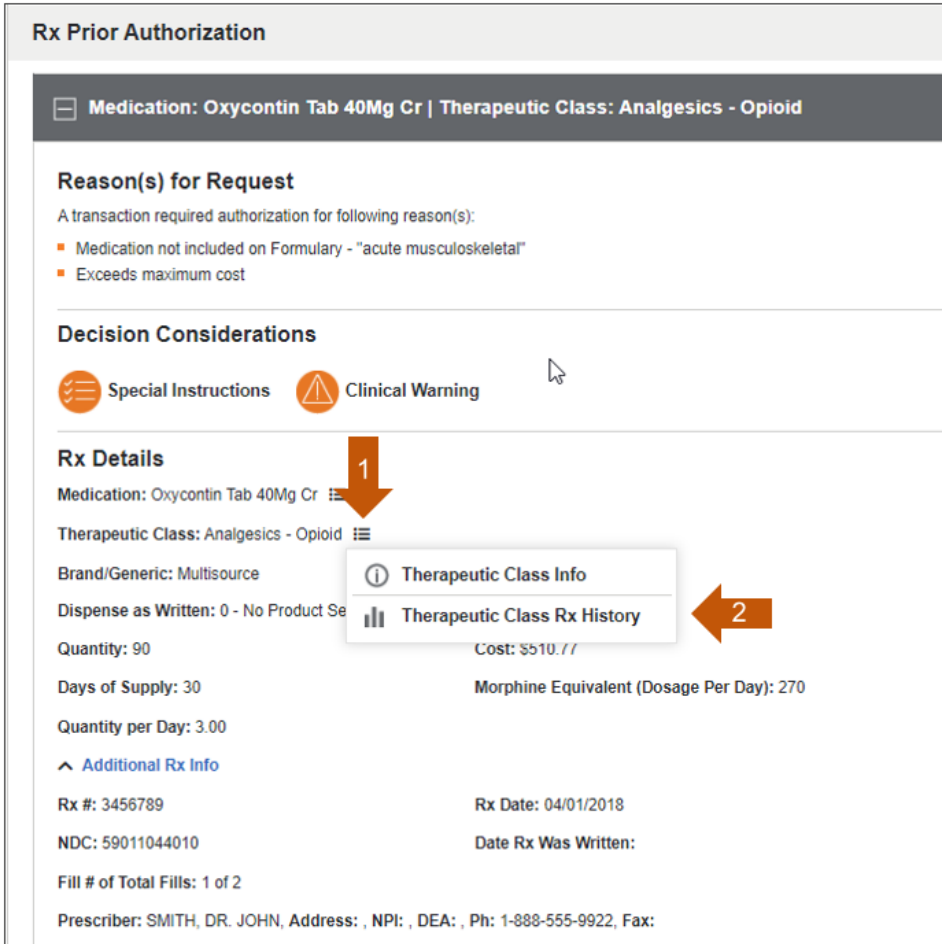

Access Medication therapeutic class specific information and reports by viewing any pending transaction and clicking on the List icon.

1. The List icon will display a list of Medication Level Reports.
2. Select a report from the list.

List – Click to view additional options

Information vs. **Report**

Confidential property of Optum.
Do not distribute or reproduce without express permission from Optum.

Therapeutic Class Rx History

Confidential property of Optum.
Do not distribute or reproduce without express permission from Optum.

Therapeutic Class Rx History

The **Therapeutic Class Rx History** report displays a record for each prescription that matches the presented medication's therapeutic class and processed through Optum for this claim. The report will only display the last 365 days of prescriptions for the respective claim and medication.

1. Use the filter icons to sort and filter each column as needed.
2. Use the **Export** buttons to export the report to MS Excel or PDF in abbreviated form or extended form. The abbreviated form provides a shortened list of fields most commonly used for analysis; the extended form provides all fields.

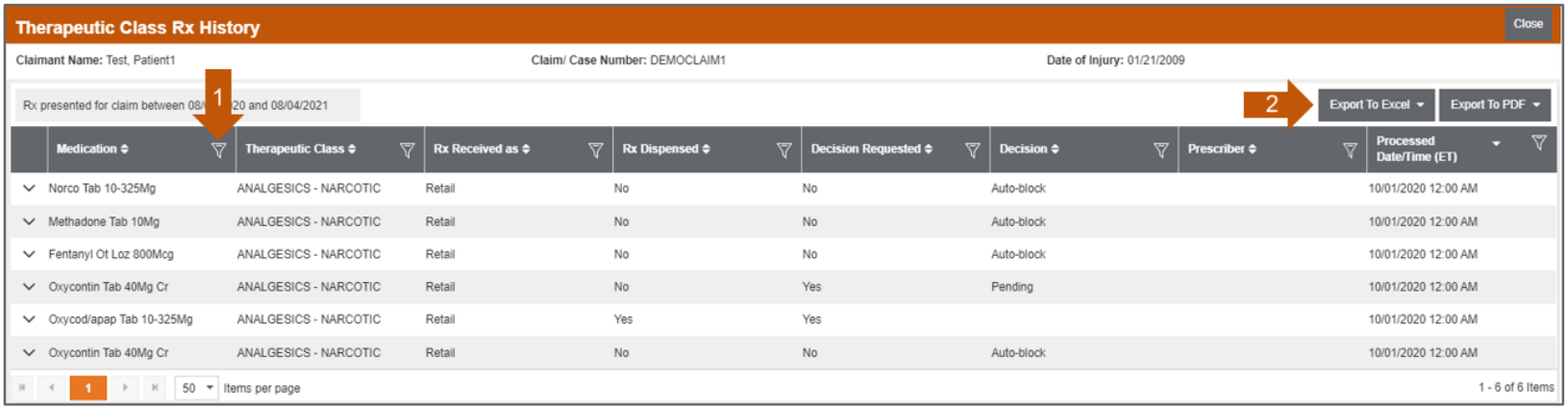

Filter – Click to refine searches during your workflow

Sort arrows – Click to sort by ascending or descending order

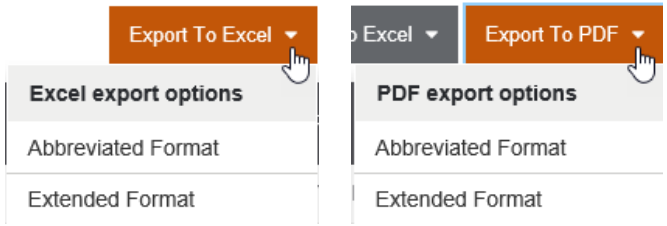

Confidential property of Optum.
Do not distribute or reproduce without express permission from Optum.

Therapeutic Class Rx History - Expanded

Click on the **Chevron** to expand a report record and view additional details.

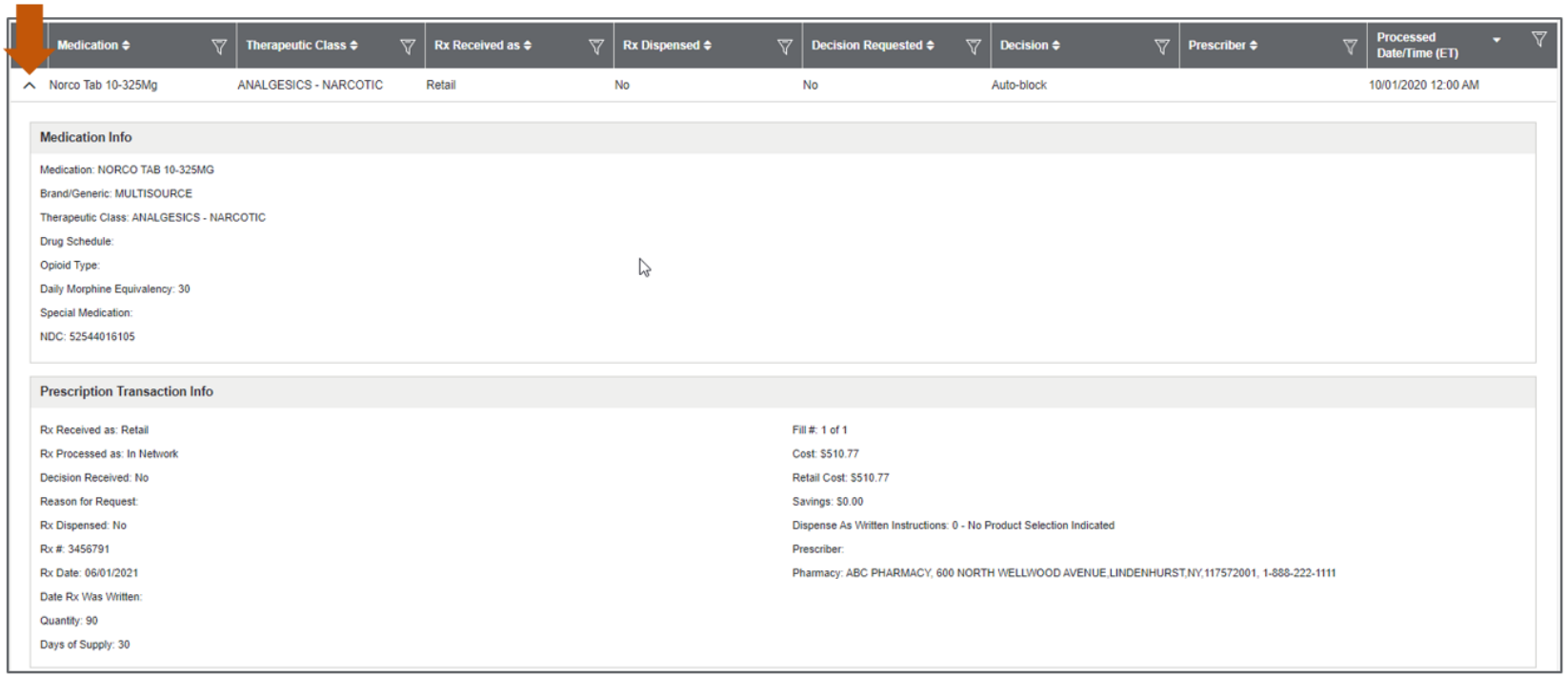

Chevron – Click to expand or collapse a section to view or hide additional details

Confidential property of Optum.
Do not distribute or reproduce without express permission from Optum.

Report location summary

Confidential property of Optum.
Do not distribute or reproduce without express permission from Optum.

Where to access different reports

Report	Prior Authorization	Prior Authorization Request	Claimant Details	Level
Prescription History by Rx Details	X	X	X	Claim
Claim Activity Journal	X	X	X	Claim
Claim Decision History	X	X	X	Claim
AWP History	X	X	X	Medication/ Transaction
Medication Rx History	X	X		Medication/ Transaction
Medication Decision History	X	X		Medication/ Transaction
Therapeutic Class Rx History Report	X	X		Medication/ Transaction

Confidential property of Optum.
Do not distribute or reproduce without express permission from Optum.

Thank you





About Optum Worker's Comp and Auto No-fault Solutions

Optum Workers' Comp and Auto No-Fault Solutions collaborates with clients to lower costs while improving health outcomes for the injured persons we serve. Our comprehensive pharmacy, ancillary, medical services, and settlement solutions, combine data, analytics, and extensive clinical expertise with innovative technology to ensure injured persons receive safe, appropriate and cost-effective care throughout the lifecycle of a claim. For more information, email us at expectmore@optum.com.

© 2021 Optum, Inc. All Rights Reserved. All other brand or product names are trademarks or registered marks of their respective owners. Optum continuously improves our products and services and reserves the right to change specifications without prior notice. FED-21-1118